
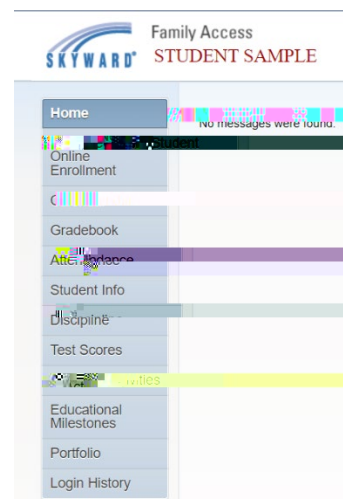



## How to View Your Student's Report Card in Skyward Family Access

1. Go to the Bellingham Public Schools website [www.bellinghamschools.org](http://www.bellinghamschools.org) and click on the Skyward link.



2. Login with your username and password. If you don't remember your username and password, contact your student's school for assistance.
3. Once logged in you will see the home page and menu, or you may need to click the plus sign to expand the menu.



4. Click on the Portfolio tab then click on the report card you wish to view.

